



# Doubling Machine




# Instructions

Beep! Beep!  
Hello everyone! I am the  
doubling machine.  
I love doubling things!

Can you give me some bricks  
to double?  
Can you work out the answer?  
Beep! Beep!




Click on the bricks to help Neeta and Karl place them into the doubling machine. Then, click the door to open the doubling machine and look inside!




**double 1 is 2**

Click on the bricks to help Kajeen and Rita place them into the doubling machine. How many bricks are in the doubling machine? What is double 2?




**double 2 is 4**

Click on the bricks to help Paul and Nadia place them into the doubling machine. Can you open the door and look inside? What happened? Why?




Click on the bricks to help Paul and Nadia to try again.  
What is double 3? Can you check by counting the bricks inside the doubling machine?






Click on the bricks to help Anna and Felix place them into the doubling machine. Can you tell a friend what happened?

How many bricks should Felix place into the machine to make a double?




Click on the bricks to help Anna and Felix try again.  
Can you show a friend double 4 using your fingers? What is the answer?






Click on the bricks to help Nadifa and Noah place them into the doubling machine.

What is double 5? If you and a friend both hold up 5 fingers, how many are there altogether?



**double 5 is 10**

Thank you for helping me work out  
all these doubles.  
Look at all the doubles we found – can you  
spot any patterns?



double **1** is **2**  
double **2** is **4**  
double **3** is **6**  
double **4** is **8**  
double **5** is **10**

